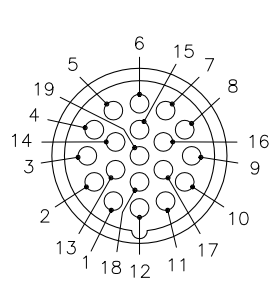
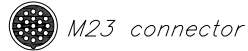
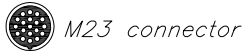
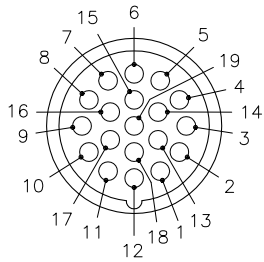


MALE END VIEW

FEMALE END VIEW

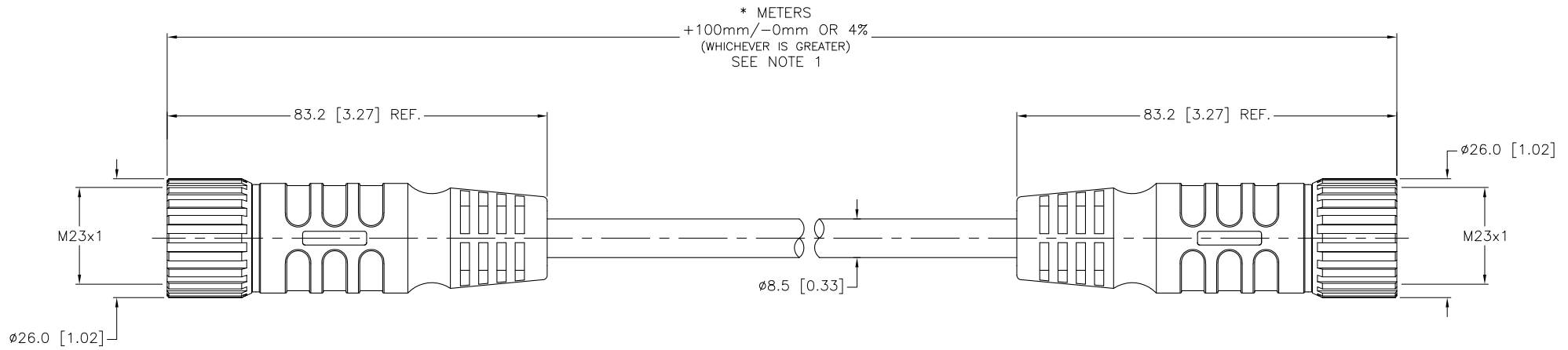


- 1 = N/C
- 2 = N/C
- 3 = GRAY
- 4 = RED/BLUE
- 5 = GREEN
- 6 = BLUE
- 7 = GRAY/PINK
- 8 = WHITE/GREEN
- 9 = N/C
- 10 = N/C
- 11 = N/C
- 12 = GREEN/YELLOW
- 13 = N/C
- 14 = BROWN/GREEN
- 15 = WHITE
- 16 = YELLOW
- 17 = N/C
- 18 = N/C
- 19 = BROWN



SPECIFICATIONS

CONTACT CARRIER MATERIAL/COLOR	NYLON or PBT/GRAY
MOLDED HEAD MATERIAL/COLOR	TPU/BLACK
CONTACT MATERIAL/PLATING	BRASS/GOLD
COUPLING NUT MATERIAL/PLATING	BRASS/NICKEL
RATED CURRENT [A]	9.0 A (PINS 6,12,19), 2.0 A (ALL OTHERS)
RATED VOLTAGE [V]	150 V
OUTER JACKET MATERIAL/COLOR	PVC/YELLOW
CONDUCTOR INSULATION MATERIAL	PVC
NUMBER OF CONDUCTORS [AWG]	3x18 AWG, 8x22 AWG
DRAIN/SHIELD	22 AWG DRAIN/POLYESTER FOIL SHIELD
TEMPERATURE RANGE	-40°C to +105°C (-40°F to +221°F)
PROTECTION CLASS	IEC IP67



SOURCE DRAWING - FOR REFERENCE ONLY

NOTES:

1. "*" INDICATES CABLE LENGTH IN METERS. CONTACT TURCK TO ORDER SPECIFIC LENGTHS.

RELATED DOCUMENTS 1. 2. 3. 4.	3RD ANGLE PROJECTION 	THIS DRAWING IS PROPERTY OF TURCK INC. USE OF THIS DOCUMENT WITHOUT WRITTEN PERMISSION IS PROHIBITED.		TURCK INC High Technology Sensors and Automation Controls 3000 CAMPUS DRIVE MINNEAPOLIS, MN 55441 1-800-544-7769 (763) 553-7300 (763) 553-0708 fax turck.com	
	MATERIAL SEE SPECIFICATIONS	DRFT RDS DSGN	DATE 04/11/06 SCALE NONE	DESCRIPTION CSM CKM 19-11-*	
FINISH SEE SPECIFICATIONS	ALL DIMENSIONS DISPLAYED ON THIS DRAWING ARE FOR REFERENCE ONLY	UNIT OF MEASUREMENT MILLIMETER [INCH]		IDENTIFICATION NO.	REV D
D DRAWING PROCESSED AS PART OF ECO 33971	CBM 04/06/11	33971	DO NOT SCALE THIS DRAWING		FILE: 777009269
REV DESCRIPTION	BY	DATE	ECO NO.	SHEET 1 OF 1	