



L1319C

Luminaires
For Use In Hazardous Locations

240W & 300W

4ft.

CID2
Group
A, B, C, D

IP67

NEMA
6

Protection

- Class I, Division 2,
Group A, B, C, D

Standards

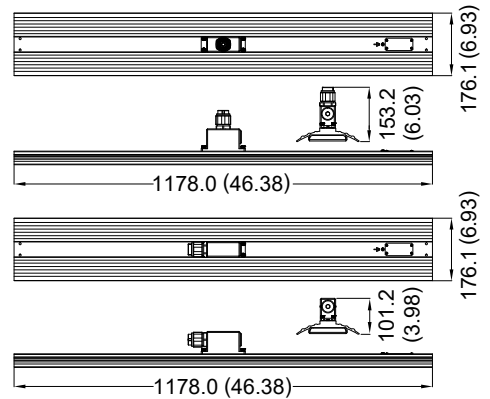
- UL 844
- UL 1598 Luminaires
- UL 8750
- CSA C22.2 No. 137-18
- CSA C22.2 No. 250.0
- CSA C22.2 No. 250.13



Net Weight: 13.3 kg (29.3 lb)

Technical Data

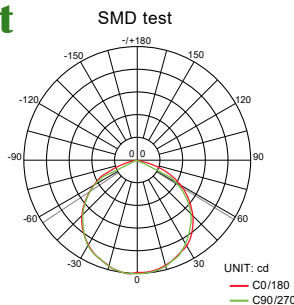
Rated Voltage (±10%)	100V / 110V / 120V / 200V / 220V / 230V / 277V AC		
Watts (±10%)	240W / 300W		
Amps	240W 100V: 2.40A, 110V: 2.18A, 120V: 2.00A, 200V: 1.20A, 220V: 1.09A, 230V: 1.04A, 277V: 0.87A 300W 100V: 3.00A, 110V: 2.73A, 120V: 2.50A, 200V: 1.50A, 220V: 1.36A, 230V: 1.30A, 277V: 1.08A		
Color of LED Light	2700K (Warm White) / 6500K (Cool White)		
Ambient Temperature	-40°C ~ +55°C, T3C		
Power Factor	cos ≥ 0.9		
CRI	Cool White ≥ 70 / Warm White ≥ 80		
Lumen (±10%)	SMD	240W	300W
		2700K 21600lm	27000lm
		6500K 24000lm	30000lm
Beam Angle	X-116° / Y-114°		
Frequency	50 / 60 Hz		
Degree of Protection	IP67 / NEMA 6		
Material	• Enclosure • Glass	Aluminum alloy Tempered glass	
LED Service Life	60,000 hrs		
Entrance Thread	3 × M25		



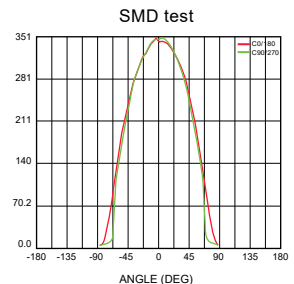
Dimension in Millimeters (inches)

Optical Report

Polar Luminous
Intensity Distribution



Luminous
Intensity Distribution Diagram



Model Code

THT	H	1319	D	C	H	C	9	30	01	WHT
							①	②	③	④

① C.C.T.

C=Cool White
W=Warm White

② Voltage

4=100V, 1=110V
6=120V, 5=200V
2=220V, D=230V
9=277V

③ Wattage

Y0=240W
30=300W

④ Mounting Bracket Type

WHT = Wall/Hanging Mount
S25/90 = Stanchion 25°/90°
SL=Street type electrical tube Mount
UB=U Bracket

Mounting Option & Dimensions (All in mm)

